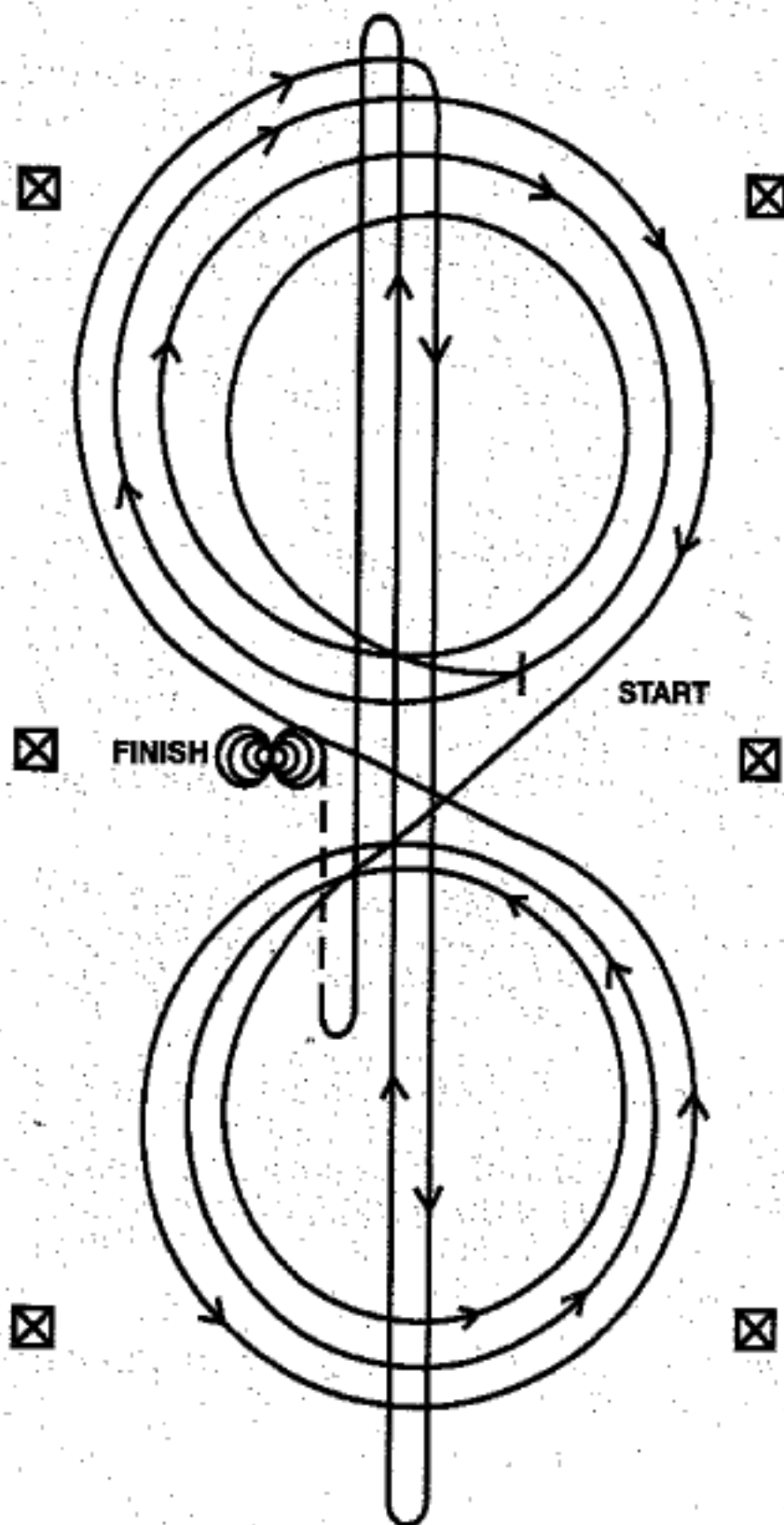


PATTERN 2**Pattern 2**

Horses may walk or trot to the center of arena. Horses must walk or stop prior to starting pattern. Beginning at the center of the arena facing the left wall or fence.

1. Beginning on the right lead, complete three circles to the right: the first circle small and slow; the next two circles large and fast. Change leads at the center of the arena.

2. Complete three circles to the left: the first circle small and slow; the next two circles large and fast. Change leads at the center of the arena.

3. Continue around previous circle to the right. At the top of the circle, run down the middle to the far end of the arena past the end marker and do a right rollback – no hesitation.

4. Run up the middle to the opposite end of the arena past the end marker and do a left rollback – no hesitation.

5. Run past the center marker and do a sliding stop. Back up to the center of the arena or at least ten feet. Hesitate.

6. Complete four spins to the right. **Hesitate.**

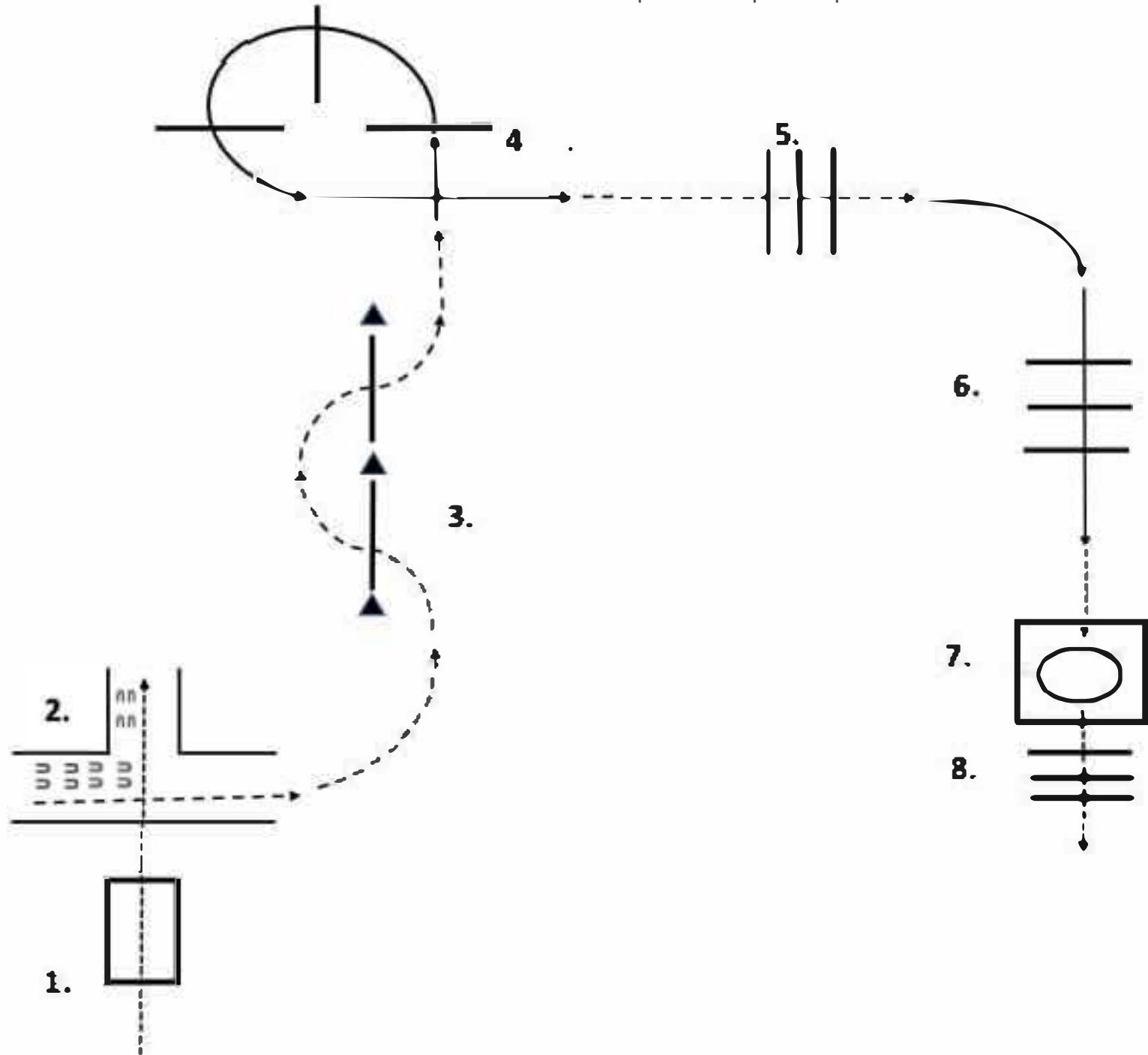
7. Complete four spins to the left. Hesitate to demonstrate the completion of the pattern.

Rider must dismount and drop bridle to the designated judge.

SCQHA Fuzzy Show

Trail - All Classes

W/T trot when pattern requireslope



1. Walk over Bridge and into Chute
2. Back L
3. Trot out of Chute and through Serpentine poles
4. Lope Left: Lead over poles
5. Trot over poles
6. Lope Right Lead over poles
7. Walk into Box and turn a 360 degree turn either direction
8. Walk out of Box and over poles

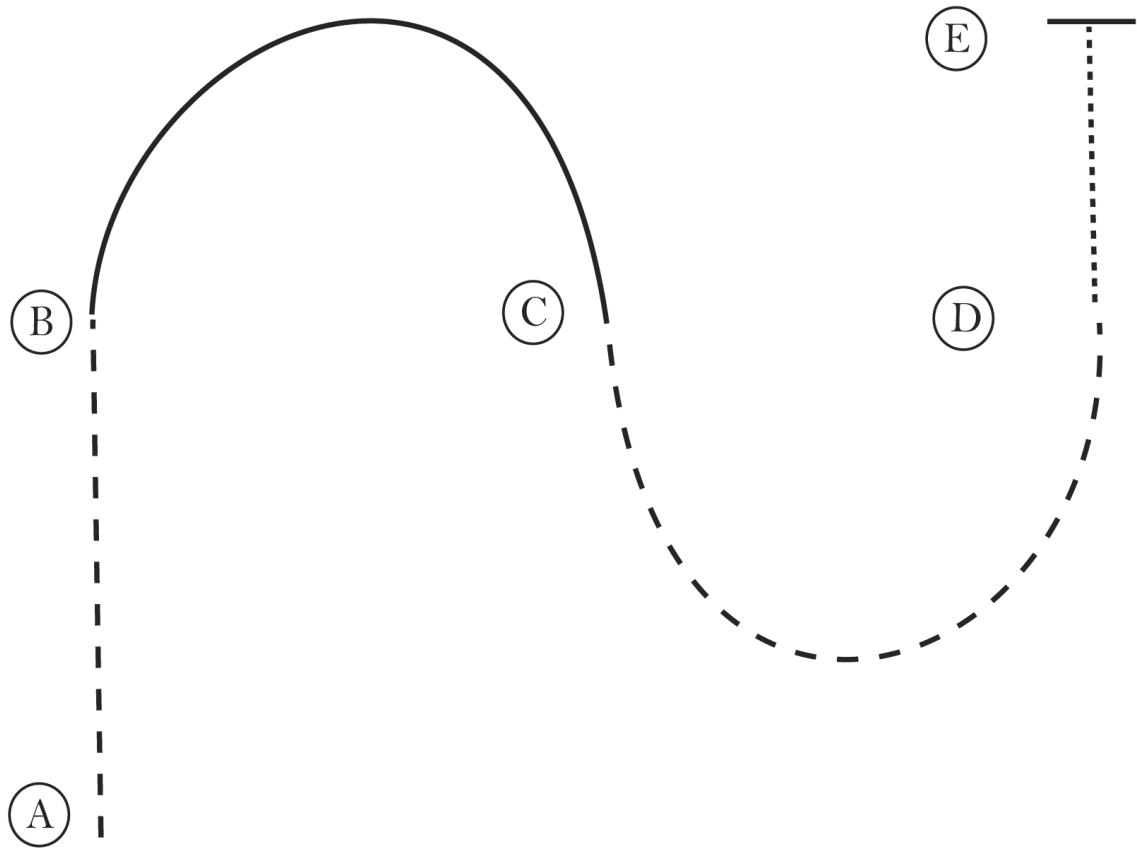
SCQHA Fuzzy Show

Horsemanship (All classes)

Show Date: May 14, 2023

w w w . H o r s e S h o w P a t t e r n s . c o m

w w w . H o r s e S h o w P a t t e r n s . c o m



1. Jog A to B
2. At B lope on the right lead around C
3. At C jog around D
4. At D walk to E
5. At E stop

Walk
Jog	- - - - -
Extended Jog	- - - - -
Lope	—————
Leg Yield	
Lead Change	↙ ↘
Back	←←←←←
Marker	(B)
Sidepass	←←←←←

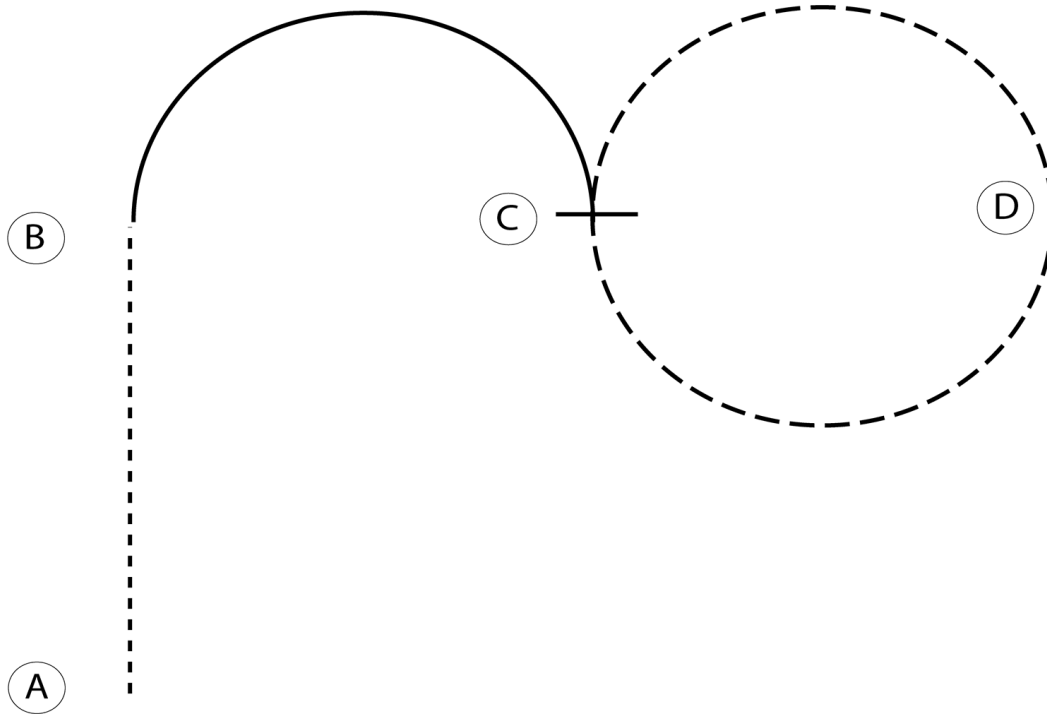
[WH/1-12]

Pattern Provided by:
Wayne Soderberg

SCQHA Fuzzy Show

Hunt Seat Equitation (All classes)

Show Date: May 14, 2023



Be ready at A.

1. Walk from A to B.
2. At B, canter on the right lead in a half circle to C.
3. At C, posting trot to D.
4. Sitting trot from D to C.
5. Stop at C.

Follow the instructions of your ring steward.

Walk	-----
Trot	- - - - -
Extended Trot	-----
Canter	—————
Leg Yield	
Lead Change	↙ ↘
Back	← ← ← ← ←
Marker	(B)
Sidepass	← — — — — →
Hand Gallop	—————

[HSE/1-16]

Pattern Provided by:
Wayne Soderberg

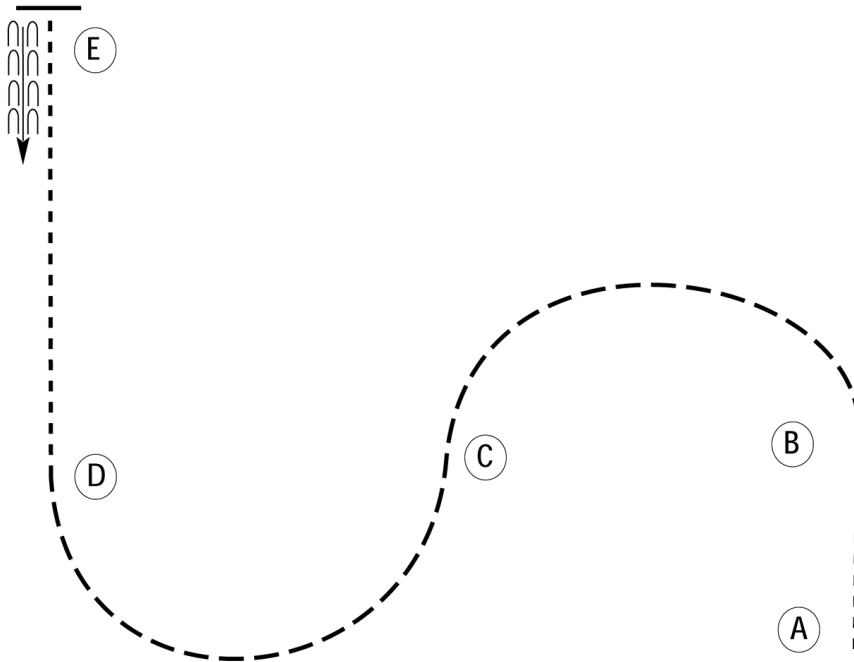
w w w . H o r s e S h o w P a t t e r n s . c o m

w w w . H o r s e S h o w P a t t e r n s . c o m

SCQHA Fuzzy Show

Hunt Seat Equitation (All walk trot)

Show Date: May 14, 2023



Be ready at A.

1. Walk from A to B
2. At B posting trot on the right diagonal to C.
3. Change diagonals at C.
4. Posting trot on the left diagonal to D.
5. Walk from D to E.
6. Stop at E. Back approximately one horse length.
7. Follow the instructions of your ring steward.

Walk
Trot	-----
Extended Trot	-----
Canter	—————
Leg Yield	
Lead Change	—/—
Back	←←←←←
Marker	(B)
Sidepass	←-----←
Hand Gallop	-----

[HSE/WT-16]

Pattern Provided by:

Wayne Soderberg

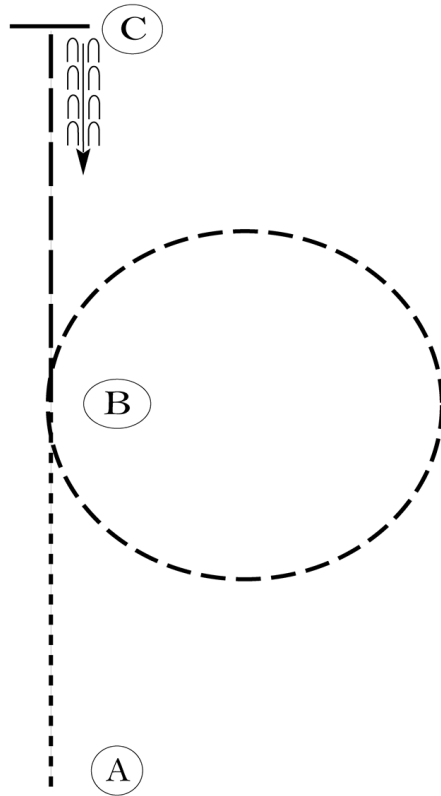
SCQHA Fuzzy Show

Horsemanship (Walk jog)

Show Date: May 14, 2023

w w w . H o r s e S h o w P a t t e r n s . c o m

w w w . H o r s e S h o w P a t t e r n s . c o m



Be ready at A.

1. Walk from A to B.
2. Jog a circle to the right at B.
3. Extend the jog to C.
4. Stop at C and back approximately one horse length.

Follow instructions of your ring steward.

Walk	-----
Jog	- - - - -
Extended Jog	— — — —
Lope	—————
Leg Yield	
Lead Change	— / —
Back	← — — — — — — — — —
Marker	⊙ B
Sidepass	← — — — — →

[WH/WT-27]

Pattern Provided by:
Wayne Soderberg

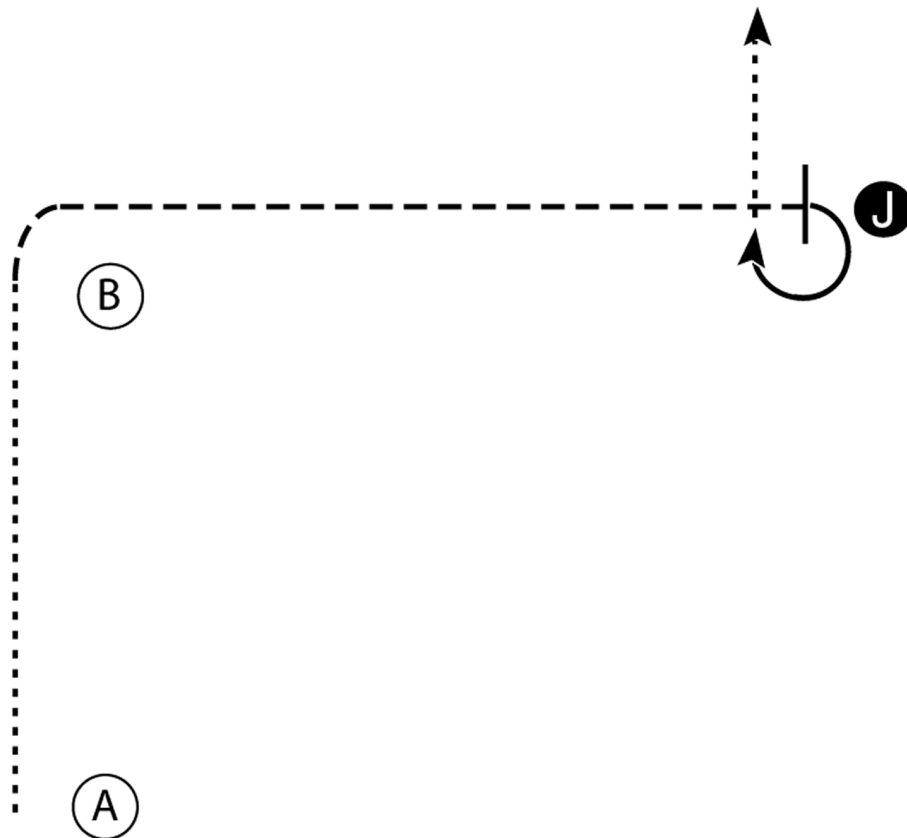
SCQHA Fuzzy Show

Showmanship (All Classes)

Show Date: May 14, 2023

w w w . H o r s e S h o w P a t t e r n s . c o m

w w w . H o r s e S h o w P a t t e r n s . c o m



Walk - - - - -

Trot - - - - -

Back ←

Marker (B)

Judge (J)

1. Walk from A to B.
2. Trot from B to the Judge.
3. Stop and set up for inspection.
4. When dismissed perform a 270 degree turn and walk straight away from the Judge.

[S/WT-2]

Pattern Provided by:
Wayne Soderberg

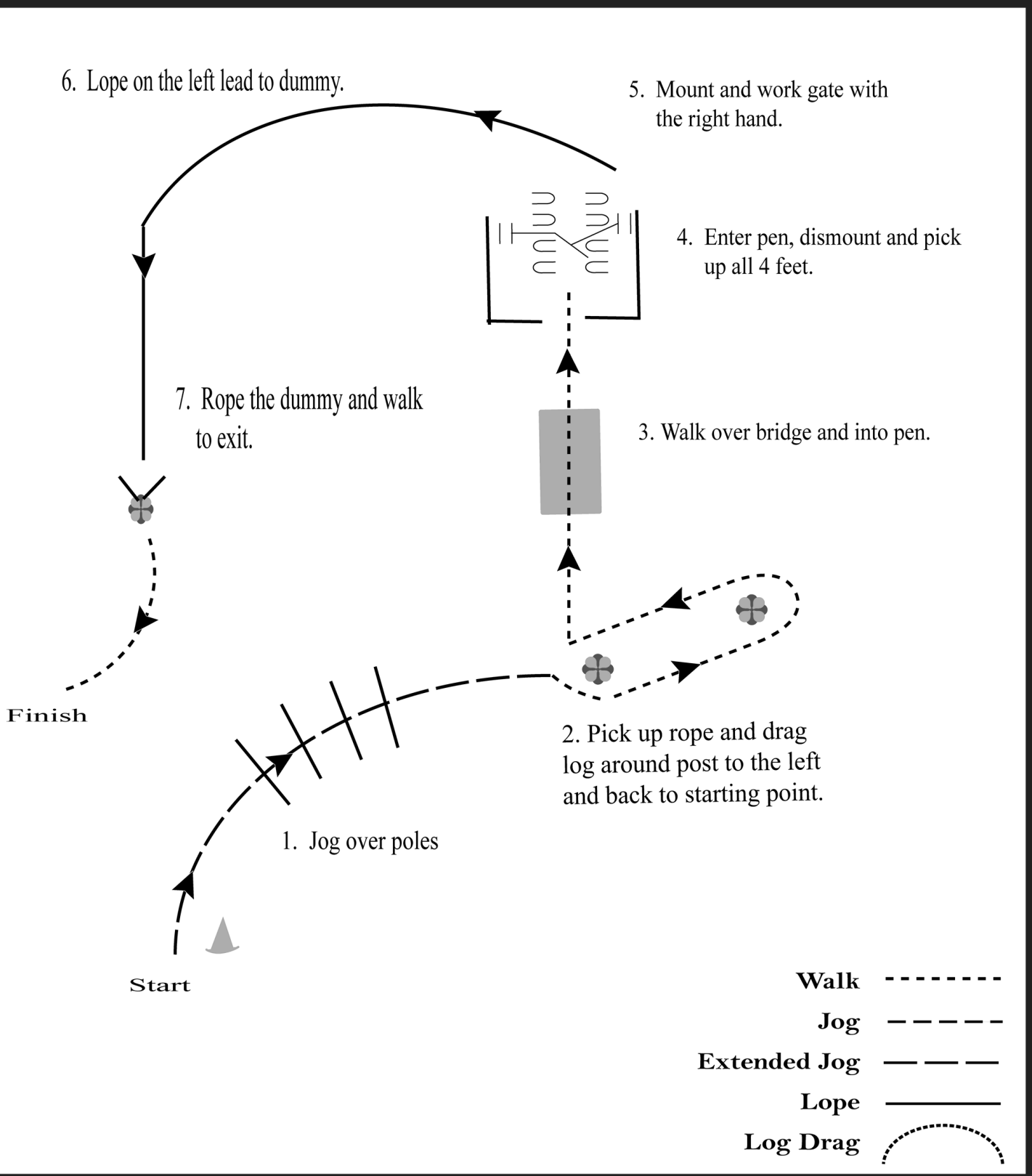
SCQHA Fuzzy Show

Ranch Trail (All classes)

Show Date: May 14, 2023

www.HorseShowPatterns.com

www.HorseShowPatterns.com



[RT/6]

Pattern Provided by:
Wayne Soderberg

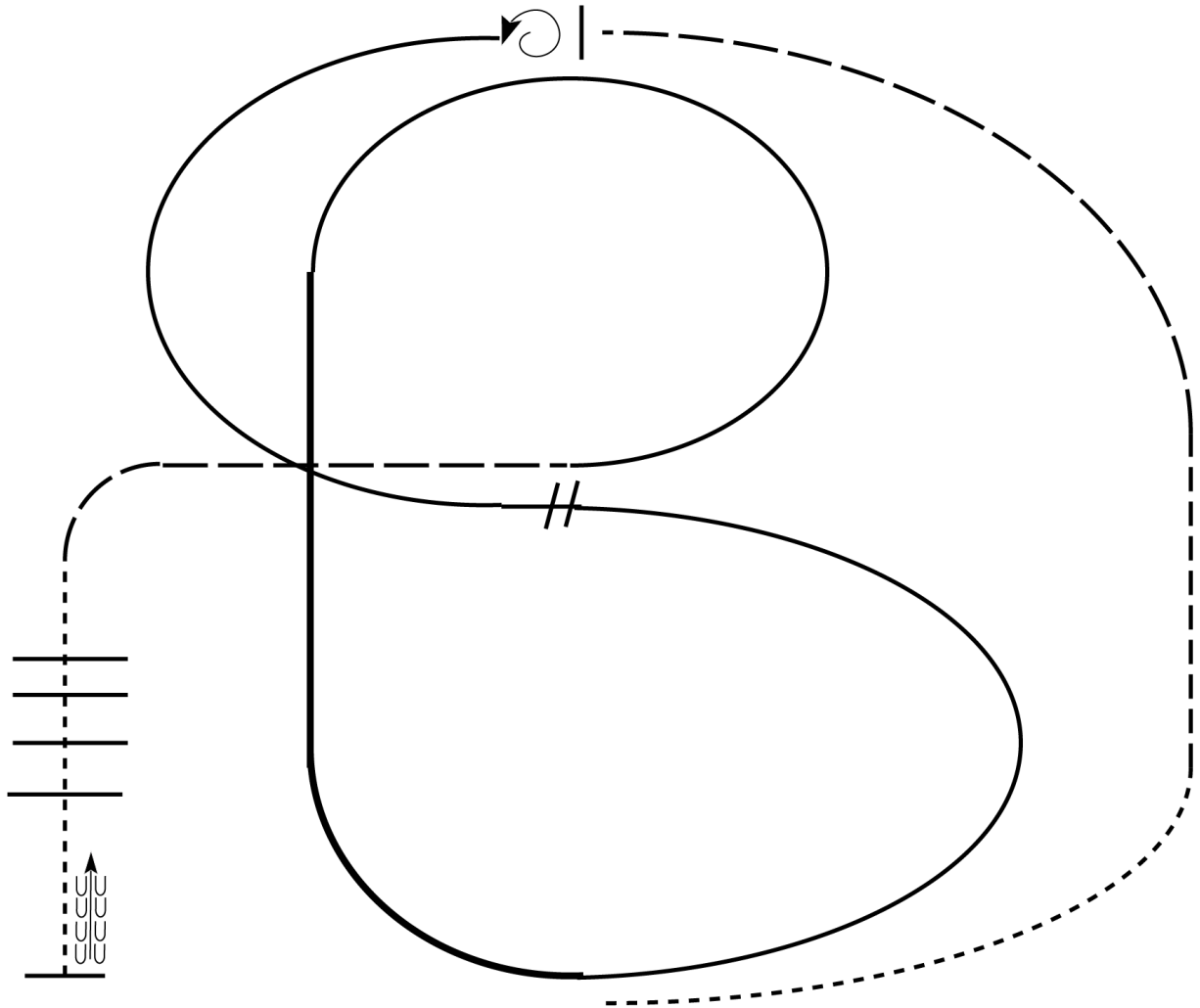
SCQHA Fuzzy Show

Ranch Riding (All Classes)

Show Date: May 14, 2023

w w w . H o r s e S h o w P a t t e r n s . c o m

w w w . H o r s e S h o w P a t t e r n s . c o m



1. Walk
2. Trot
3. Extend the trot, at the top of the arena, stop
4. 360 degree turn to the left
5. Left lead 1/2 circle, lope to the center
6. Change leads (simple or flying)
7. Right lead 1/2 circle
8. Extended lope up the long side of arena (right lead)
9. Collect back to a lope around the top of the arena and back to center
10. Break down to an extended trot
11. Walk over poles.
12. Stop and back

Walk	-----
Jog	- - - - -
Extended Jog	-----
Lope	
Lead Change	///
Back	←
Marker	(B)

[RR/1]

Pattern Provided by:
Wayne Soderberg