

GLACIER CLASSIC

July 8

Judge Lyle Jackson

July 9

Judge Jill Gomes Newcomb

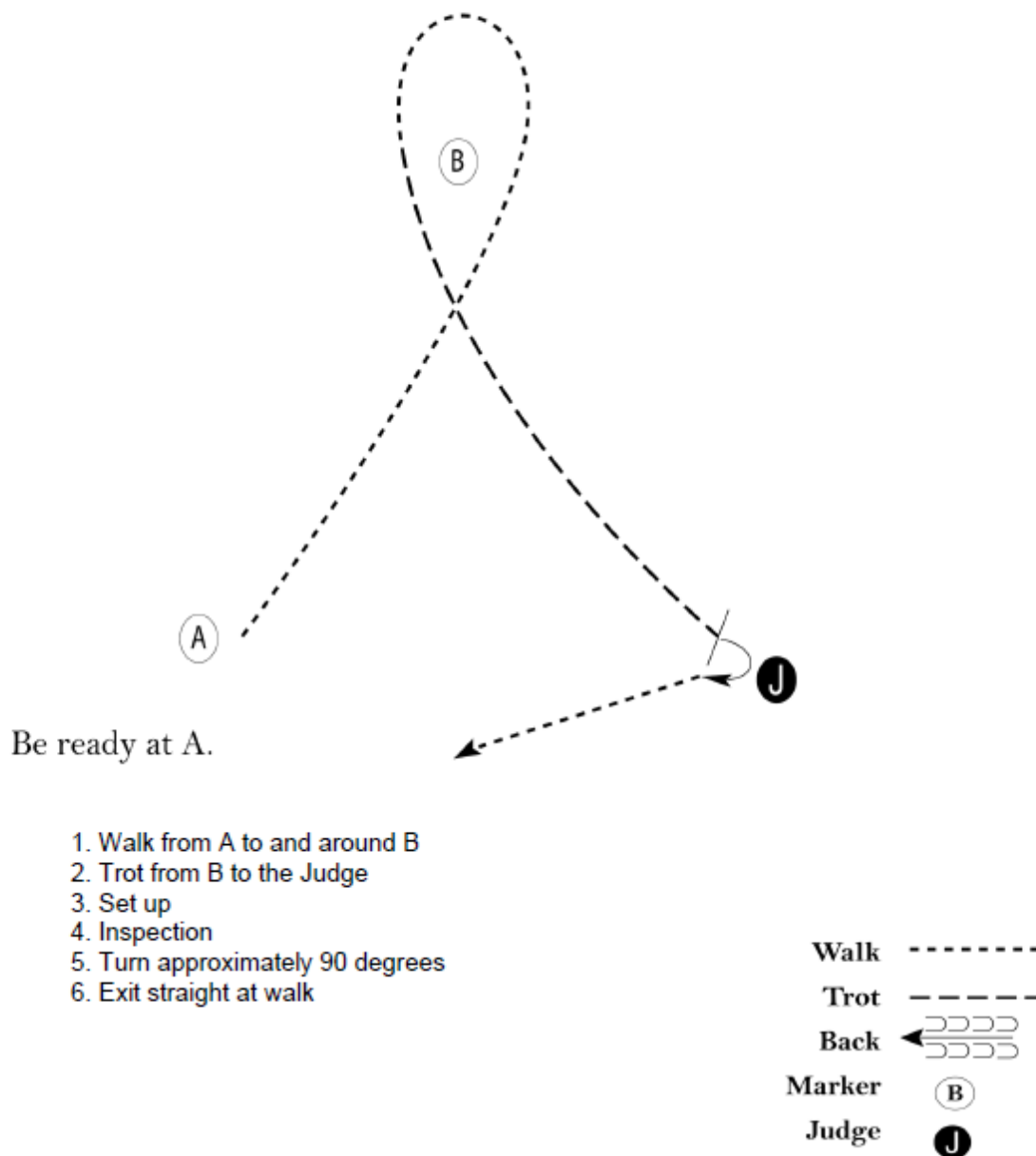
PATTERN BOOK

Showmanship

Show Date:

www.HorseShowPatterns.com

www.HorseShowPatterns.com



[S/WT-6]

Pattern Provided by:

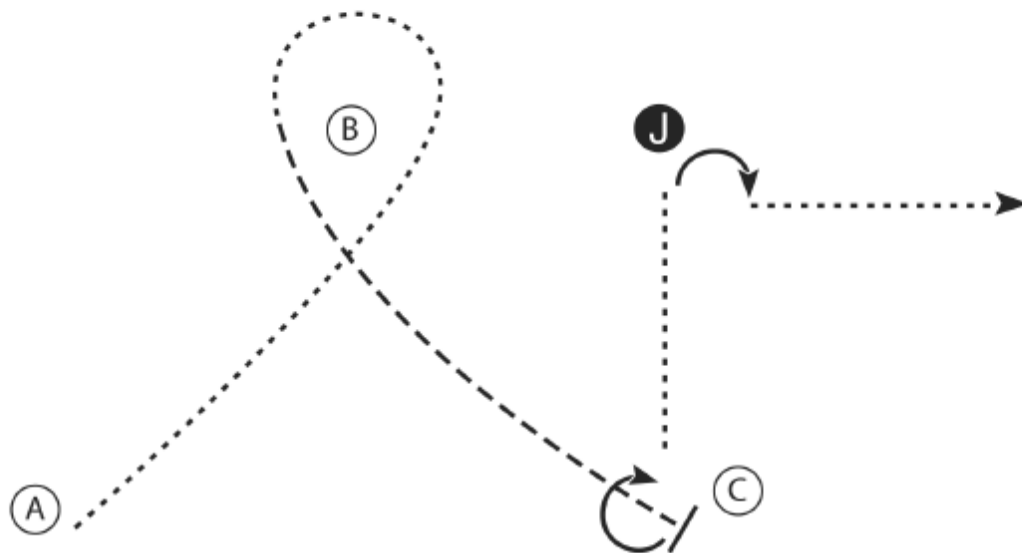
Lyle Jackson

Showmanship


Show Date:

www.HorseShowPatterns.com

www.HorseShowPatterns.com



1. Walk from A to and around B
2. Trot B to C
3. Stop at C and turn 225 degrees
4. Walk to the Judge
5. Set up
6. Inspection
7. Turn 90 degrees
8. Walk away from Judge

Walk
Trot - - - - -
Back ← 
Marker (B)
Judge (J)

[S/1-1]

Pattern Provided by:

Lyle Jackson

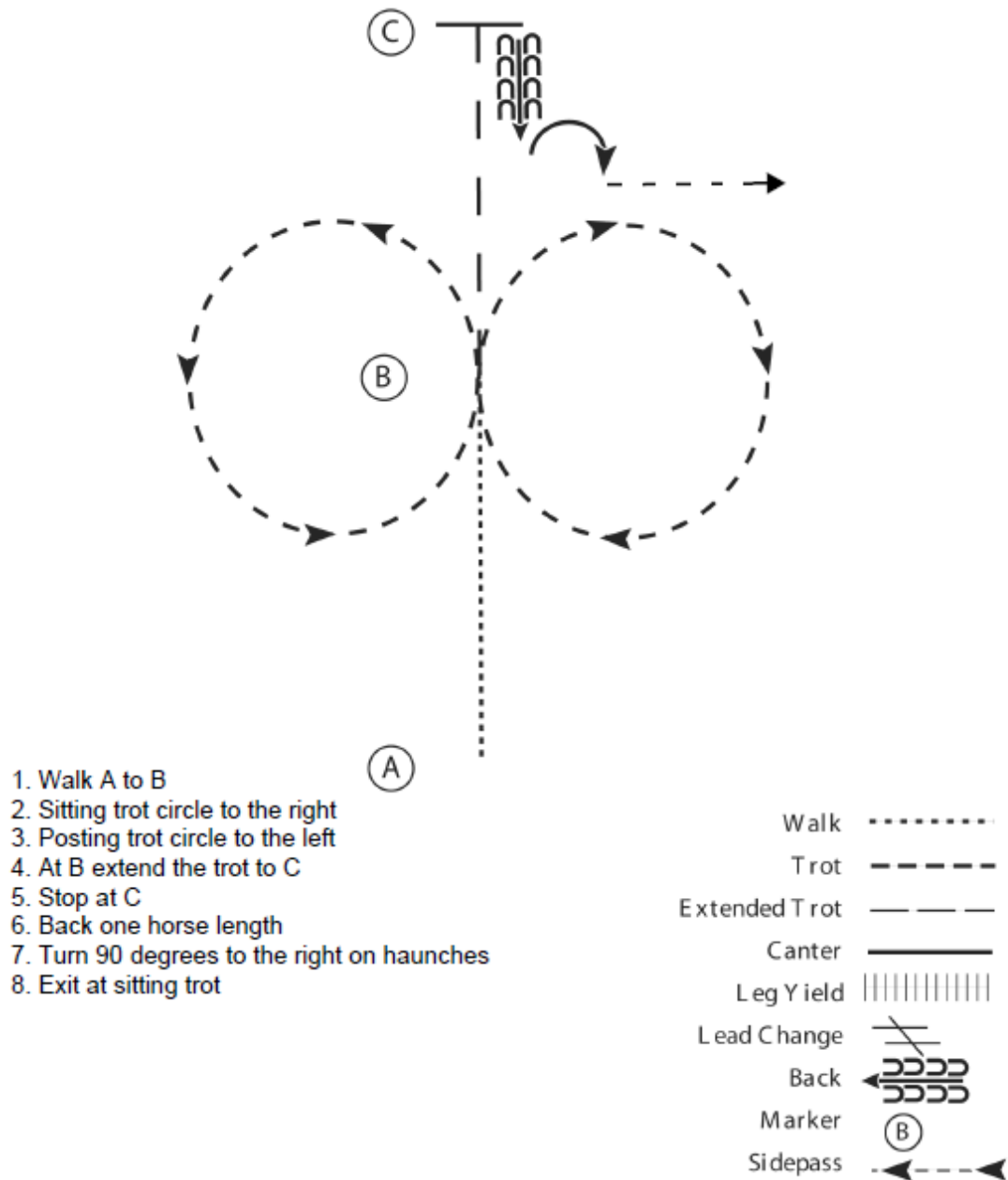
Hunt Seat Equitation

Walk/Trot

Show Date:

www.HorseShowPatterns.com

www.HorseShowPatterns.com



[HSE/WT-1]

Pattern Provided by:

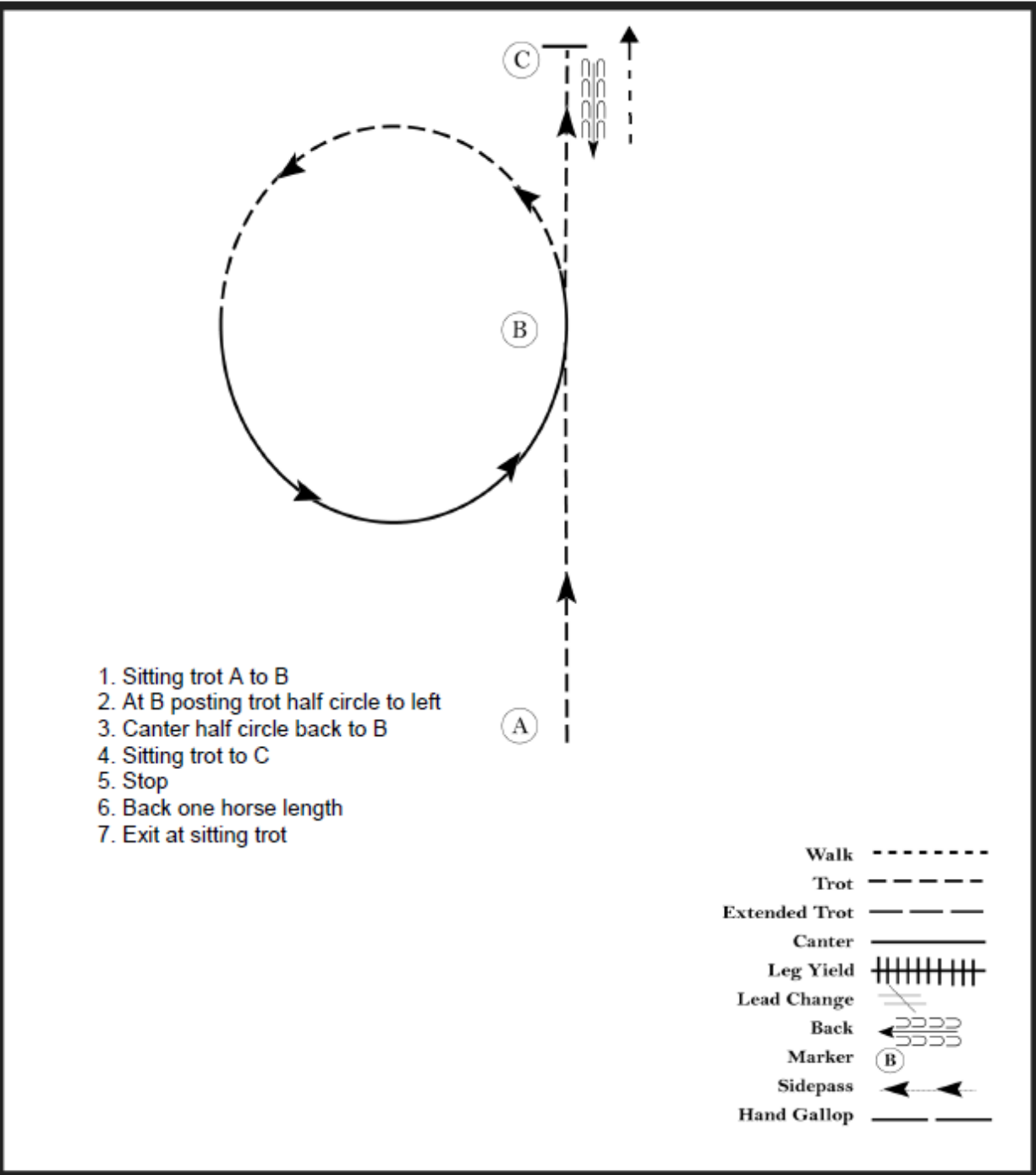
Lyle Jackson

Hunt Seat Equitation L 1 Novice

Show Date:

www.HorseShowPatterns.com

www.HorseShowPatterns.com



[HSE/1-21]

Pattern Provided by:

Lyle Jackson

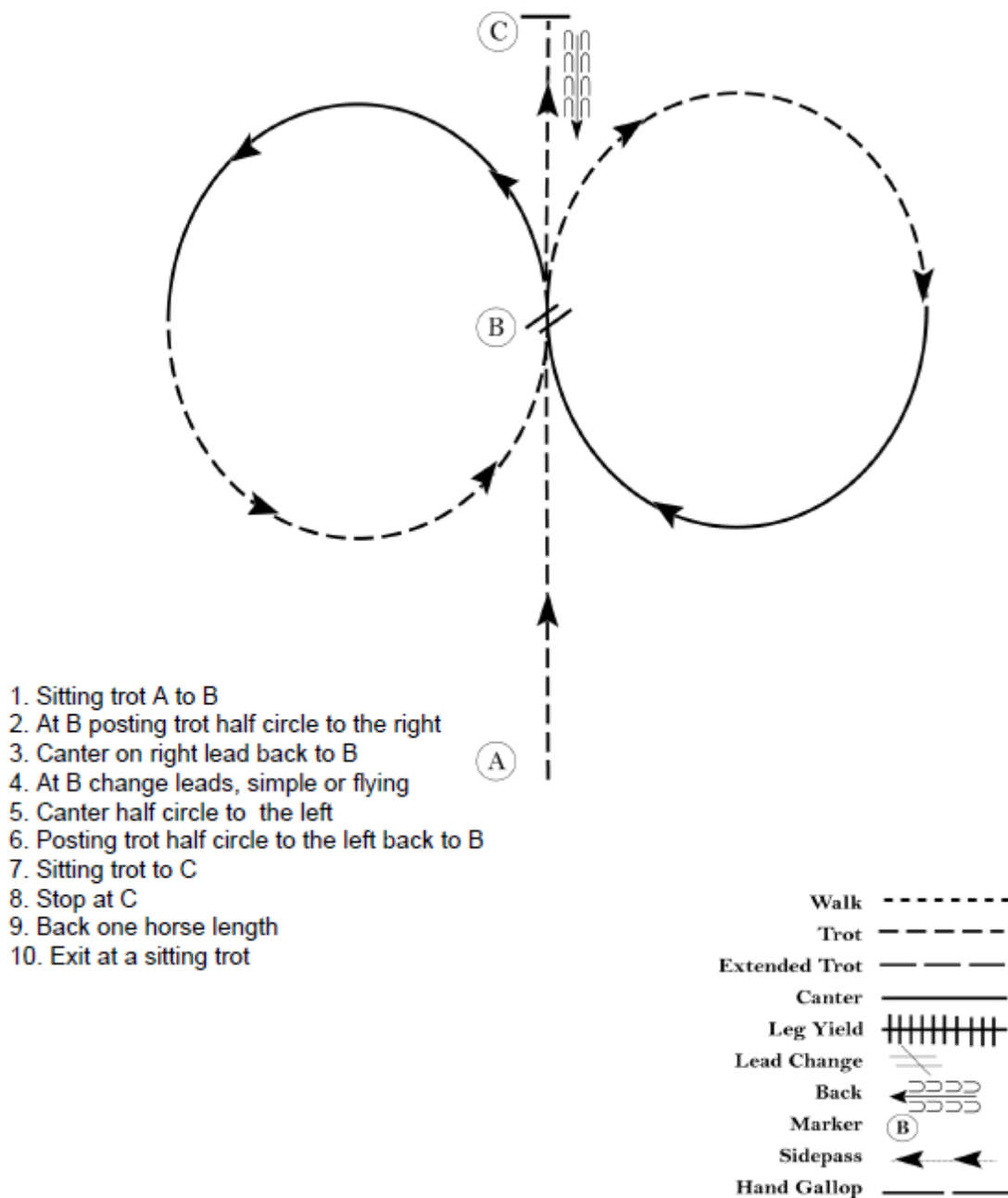
Hunt Seat Equitation

Youth, Amateur and Select

Show Date:

www.HorseShowPatterns.com

www.HorseShowPatterns.com



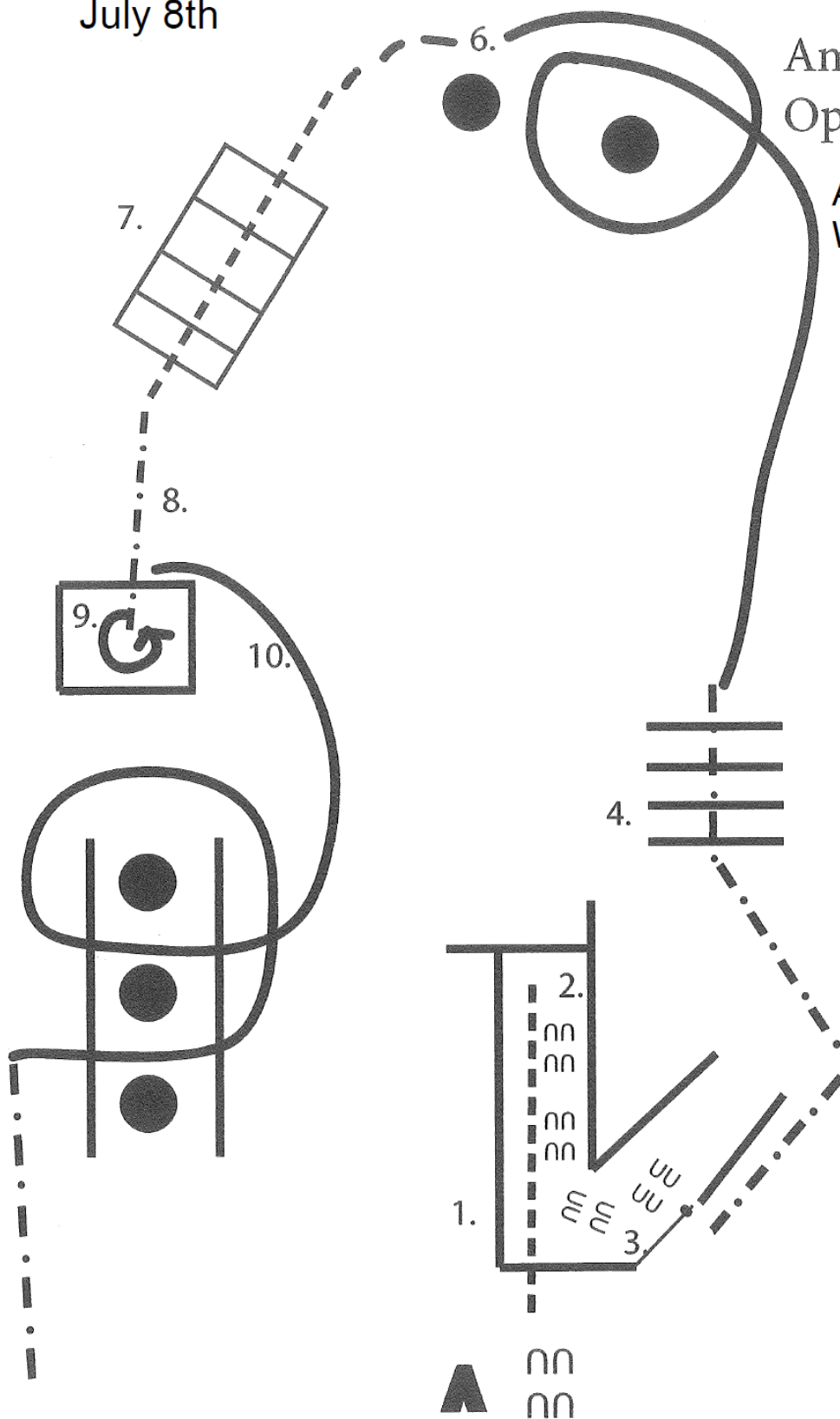
1. Sitting trot A to B
2. At B posting trot half circle to the right
3. Canter on right lead back to B
4. At B change leads, simple or flying
5. Canter half circle to the left
6. Posting trot half circle to the left back to B
7. Sitting trot to C
8. Stop at C
9. Back one horse length
10. Exit at a sitting trot

[HSE/3-21]

Pattern Provided by:

Lyle Jackson

Trail Saturday
July 8th



Amateur, Select
Open & Youth

Amateur and Youth
Walk/Jog

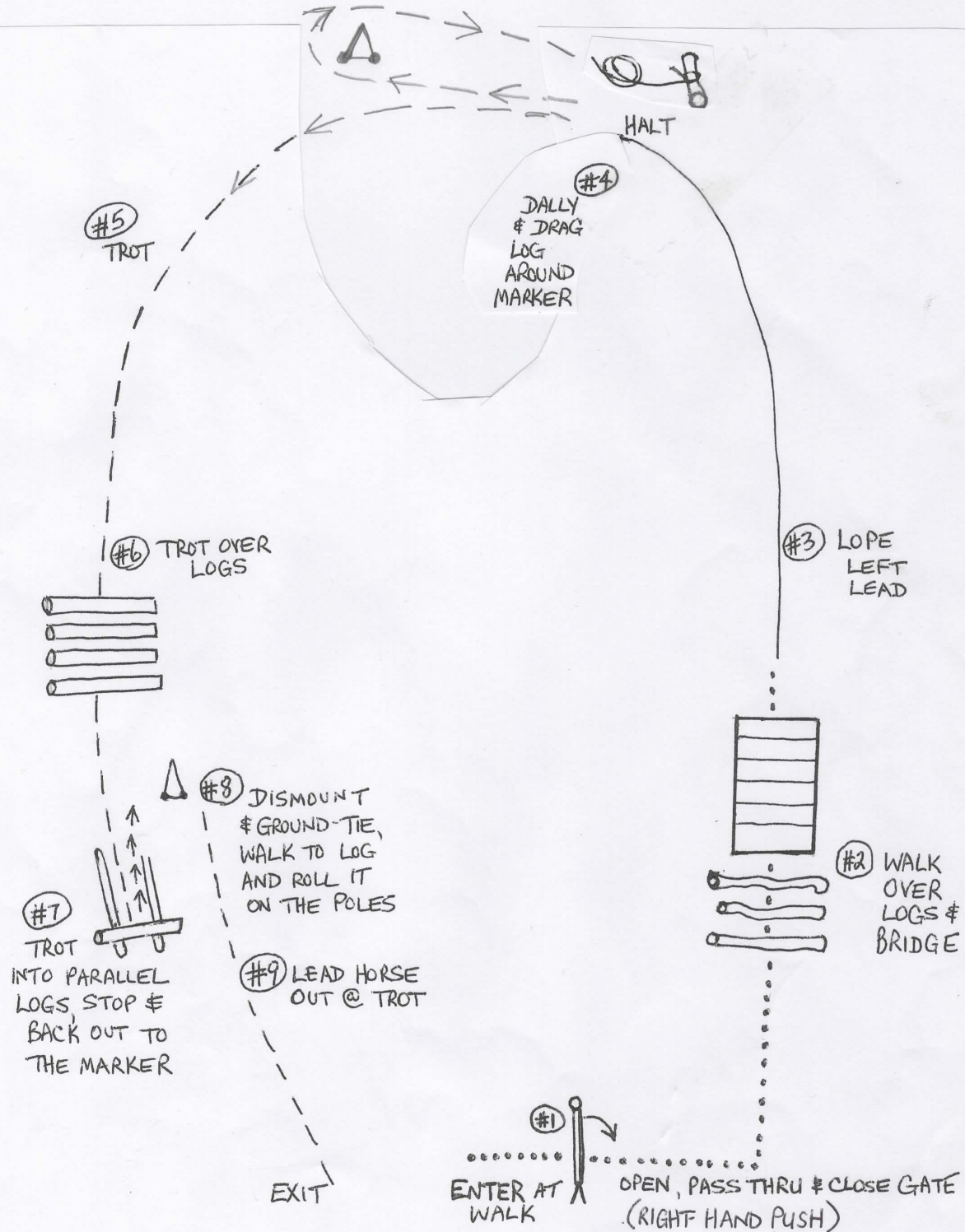
5.

1. Walk into chute
2. Back around corner
3. L hand Gate
4. Jog over rails
5. Lope L Lead around first barrel,
6. Stop at 2nd barrel
7. Walk to and over bridge
8. Jog into Box
9. 180 Turn to Left
10. Lope R Lead thru barrels
11. Jog out arena

**For walk/jog classes
please jog where lope is
indicated

RANCH TRAIL – Saturday, July 8, 2023 – all classes (#74, #75 and #76)

(NOTE: Class #74, Youth do not perform the "drag")



Western Horsemanship

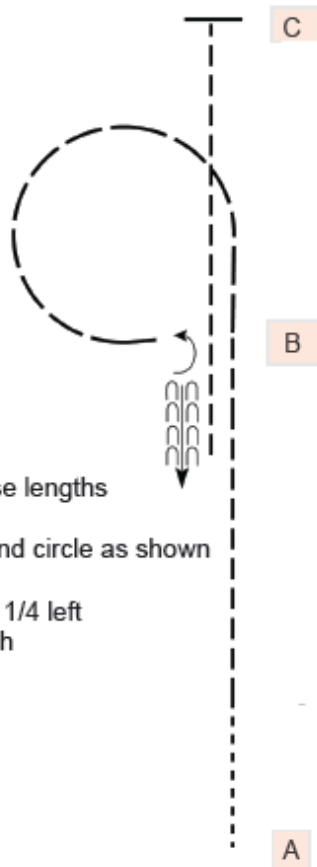
Walk Jog

Show Date:

www.HorseShowPatterns.com

www.HorseShowPatterns.com

1. Start at A walk 2 horse lengths
2. Jog to B
3. At B extend the jog and circle as shown
4. Stop facing B
5. Turn on hindquarters 1/4 left
6. Back one horse length
7. Jog to C
8. Stop at C



Walk	-----
Jog	- - - - -
Extended Jog	— — — —
Lope	— — — —
Leg Yield	
Lead Change	— — — —
Back	← — — —
Marker	(B)
Sidepass	← — — — →

[WH/WT-17]

Pattern Provided by:

Lyle Jackson

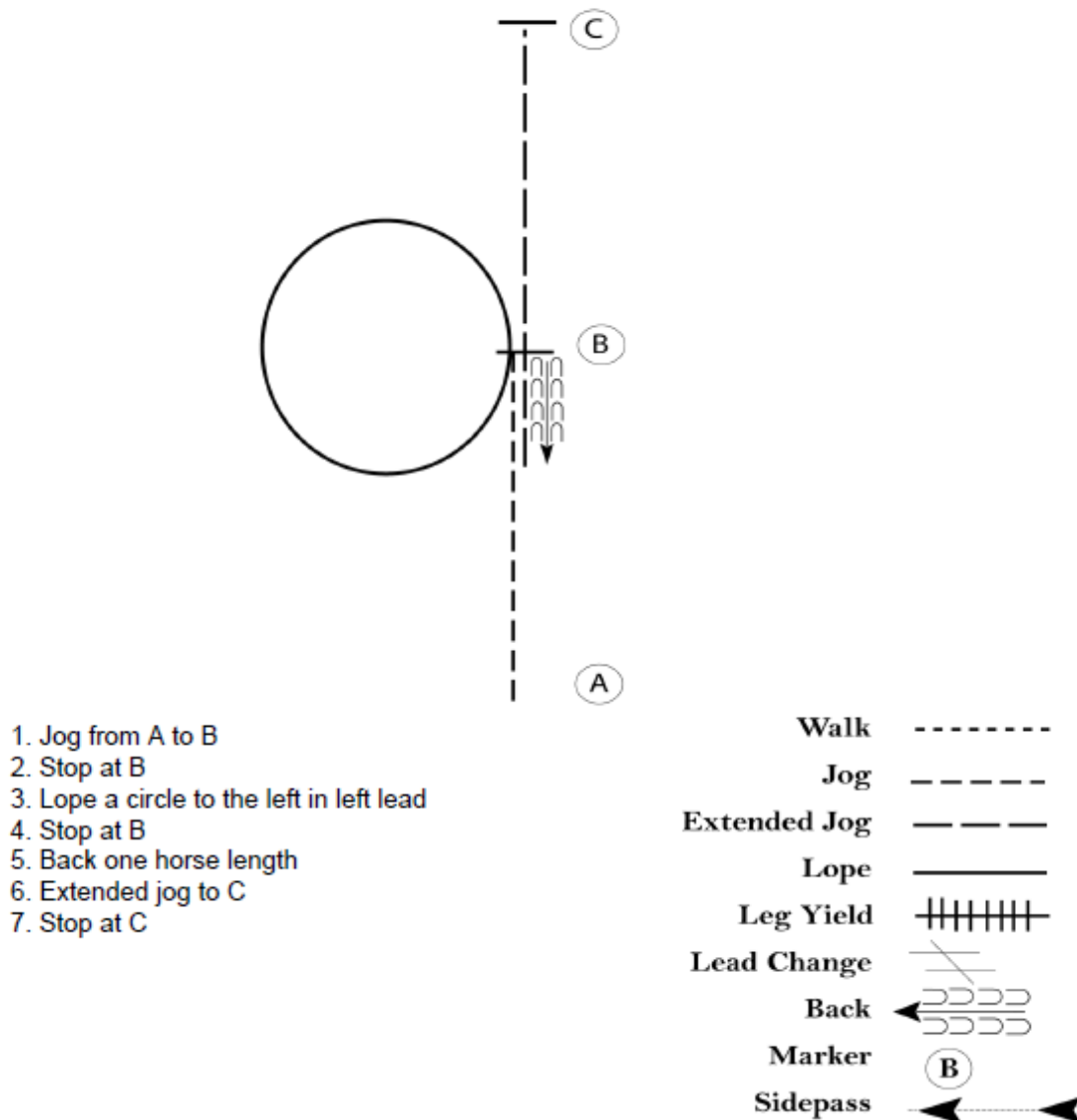
Novice (L1) Youth and Novice (L1) Amateur

Western Horsemanship

Show Date:

www.HorseShowPatterns.com

www.HorseShowPatterns.com



[WH/1-18]

Pattern Provided by:

Lyle Jackson

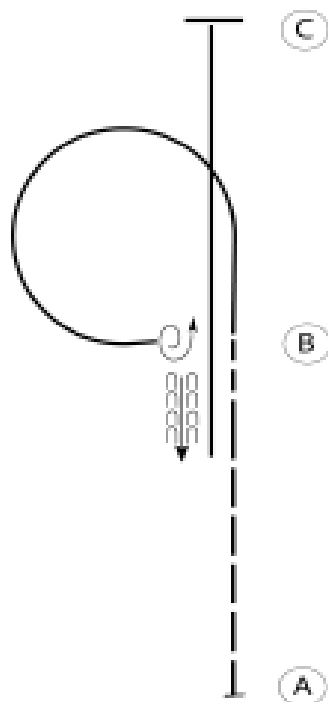
Western Horsemanship

Youth, Amateur, Select

Show Date:

www.HorseShowPatterns.com

www.HorseShowPatterns.com



1. Begin at A extended trot
2. Slow to jog before reaching B
3. At B lope left lead circle as shown
4. Stop facing B
5. Turn 1 1/4 left on hindquarters
6. Back one horse length
7. Lope right lead to C
8. Stop at C

Walk	-----
Jog	-----
Extended Jog	-----
Lope	-----
Leg Yield	
Lead Change	↗↘
Back	←←←←
Marker	(B)
Sidepass	←→

[WH/3-17]

Pattern Provided by:

Lyle Jackson

Saturday, July 8

Ranch Riding Stake Class

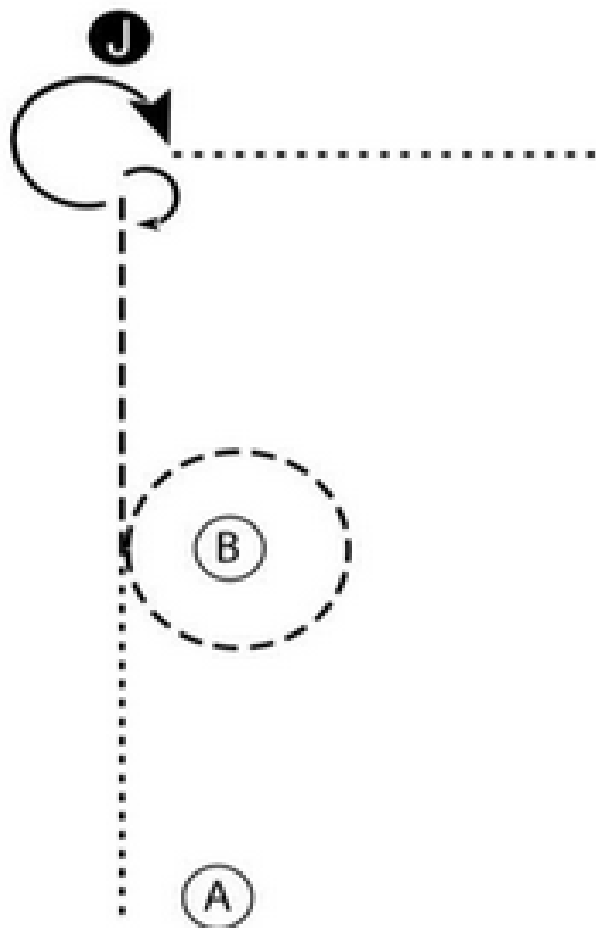
#93 – use AQHA pattern 9

Saturday, all other Ranch

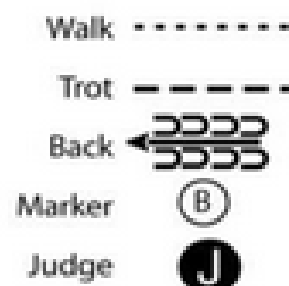
Riding classes classes #98 to

#102 – use AQHA pattern 2

SHOWMANSHIP STAKES - SUNDAY JULY 9, 2023

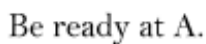



1. Walk from A to B.
2. At B trot. Trot a circle around B and continue to the Judge.
3. Stop and perform a 180 degree turn. Set up for inspection.
4. When dismissed perform a 270 degree turn.
5. Walk straight away from the Judge.



www.HorseShowPatterns.com

www.HorseShowPatterns.com



- Walk -----
Trot -----
Back ← 
Marker (B)
Judge (J)

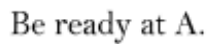
Follow the instructions of your ring steward.

Pattern Provided by:


©2023 HorseShowPatterns.com All Rights Reserved

www.HorseShowPatterns.com

www.HorseShowPatterns.com



1. When acknowledged, walk half way to Judge.
2. Stop and perform a 1/4 turn.
3. Back approximately one horse length.
4. Walk until even with Judge.
5. Trot in a half circle to Judge.
6. Stop and set up for inspection.
7. When dismissed, perform a 1/2 turn and walk straight away from Judge.

Walk -----
Trot -----
Back ← 
Marker (B)
Judge (J)

Pattern Provided by:
Jill Newcomb

GLACIER CLASSIC HORSE SHOW

LEVEL 1 (EQUITATION)

Show Date: JULY 9, 2023

www.HorseShowPatterns.com

www.HorseShowPatterns.com

Be ready at A.

1. Canter on the left lead from A and around corner as shown.
2. Continue the canter in a straight line and around corner.
3. Trot in a straight line on the left diagonal until even with A.
4. Stop and perform a 360 degree turn on the forehand left.
5. Back approximately one horse length.
6. Exit arena at a trot on the right diagonal.

Walk	-----
Trot	- - - - -
Extended Trot	=====
Canter	=====
Leg Yield	
Lead Change	↗ ↘
Back	← ← ← ← ←
Marker	Ⓚ
Sidepass	← ← ← ← ←
Hand Gallop	=====

[HSE/1-76]

Pattern Provided by:

Jill Newcomb

©2023 HorseShowPatterns.com. All Rights Reserved.

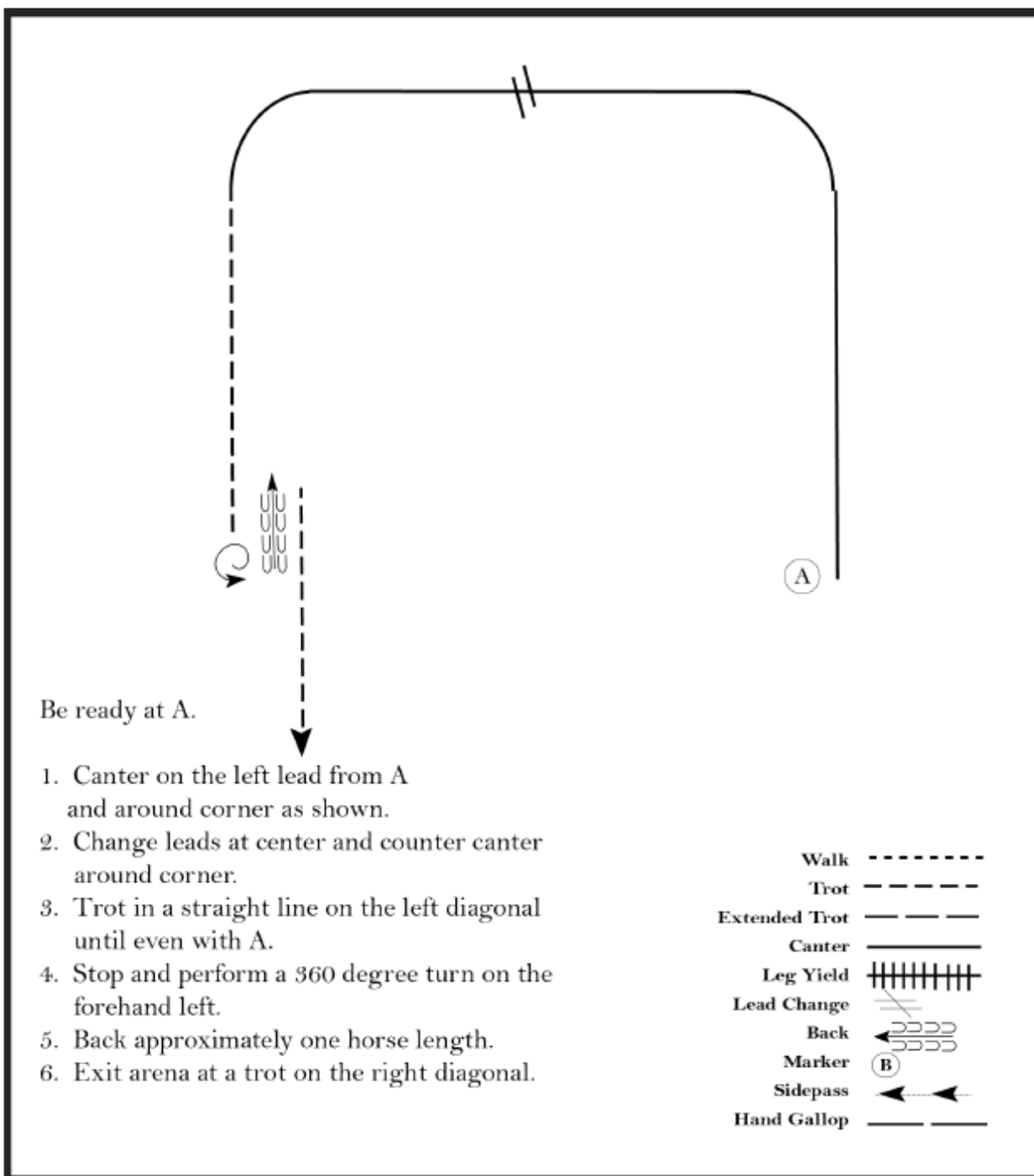
GLACIER CLASSIC HORSE SHOW

YOUTH & AMATEUR & ALL BREED (EQUITATION)

Show Date: JULY 9, 2023

www.HorseShowPatterns.com

www.HorseShowPatterns.com



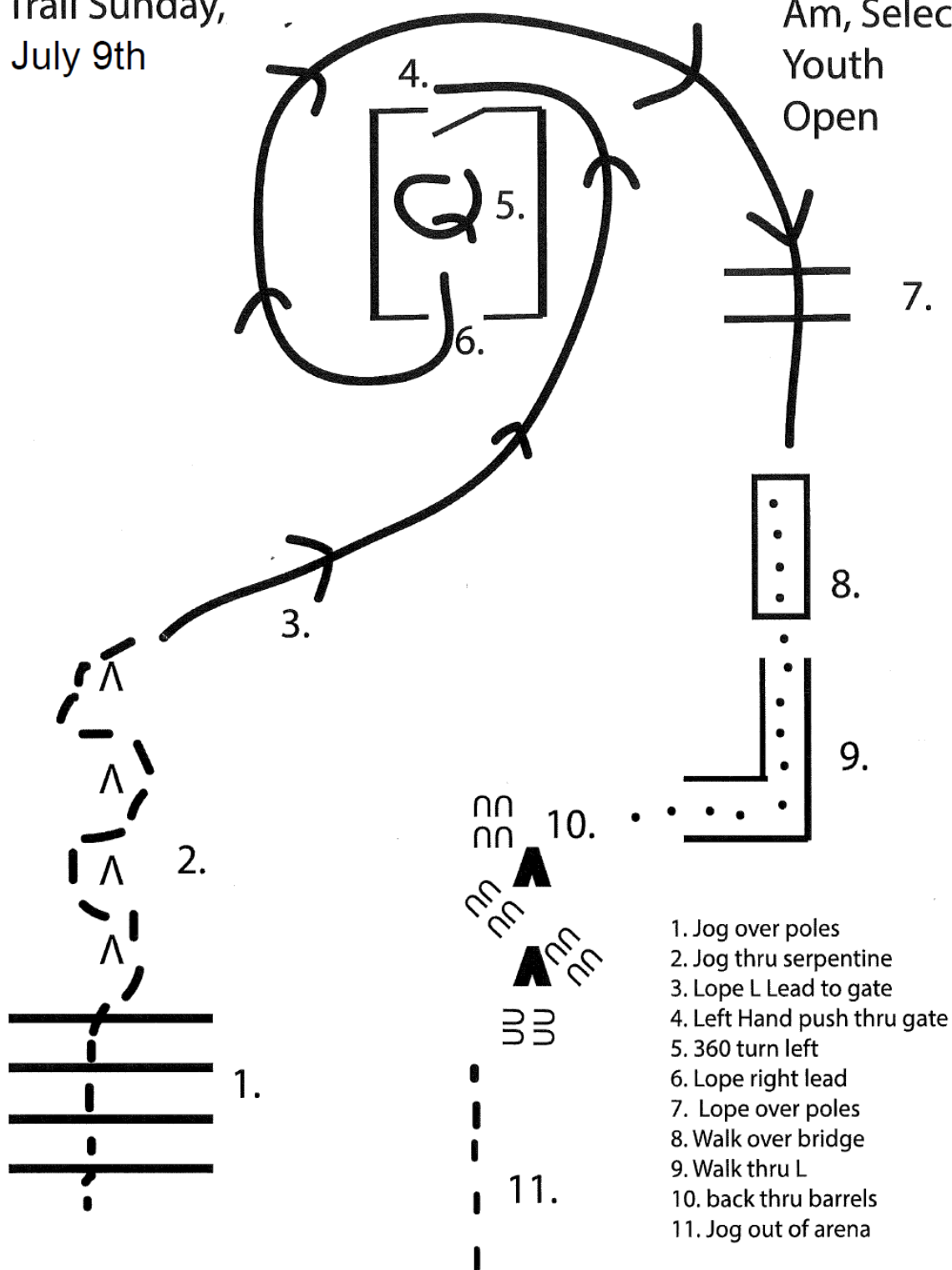
[HSE/2-76]

Pattern Provided by:

Jill Newcomb

Trail Sunday,
July 9th

Am, Select,
Youth
Open



ready at start.

Walk over bridge and over poles.
 g through serpentine and over pole.
 ope on the right lead over poles.
 g through box and into chute.
 ick out of chute.
 urn 90 degrees and walk over elevated
 les to finish.
 ork gate with left hand.


Walk - - - - -

Jog — — — — —


Extended Jog — — —

Lope _____

Leg Yield 

Lead Change 

Back

Marker 

Sidepass

GLACIER CLASSIC HORSE SHOW

WALK TROT & SMALL FRY (WALK TROT HORSEMANSHIP)

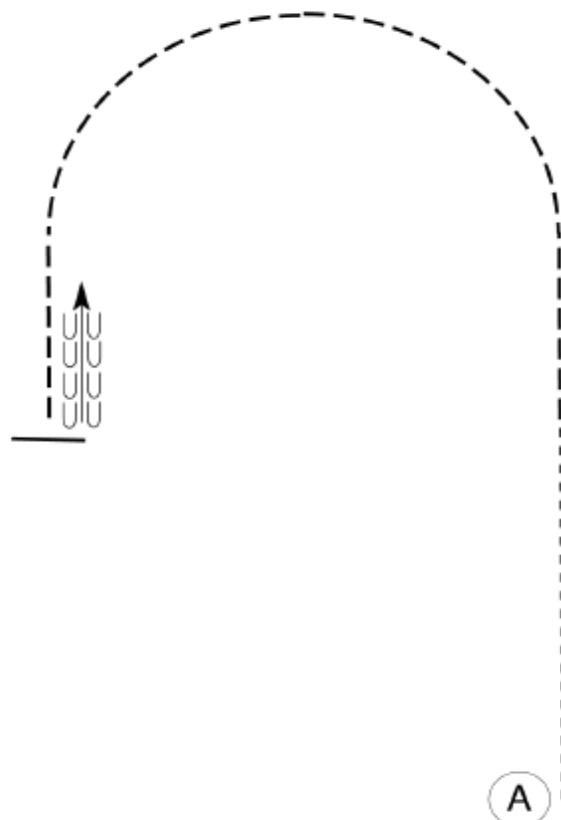
Show Date: JULY 9, 2023

www.HorseShowPatterns.com

www.HorseShowPatterns.com

Be ready at A.

1. Walk to middle of pattern.
2. Jog in an arc to the middle of your pattern.
3. Stop and back.



Walk	-----
Jog	- - - - -
Extended Jog	- - - - -
Lope	— — — — —
Lead Change	
Back	
Marker	(B)

[WH/WT-112]

Pattern Provided by:

Jill Newcomb

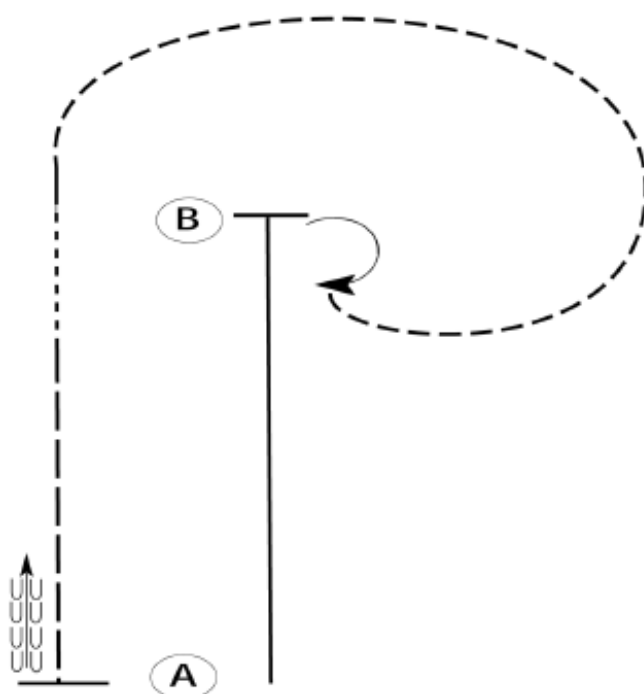
GLACIER CLASSIC HORSE SHOW

LEVEL 1 (HORSEMANSHIP)

Show Date: JULY 9, 2023

www.HorseShowPatterns.com

www.HorseShowPatterns.com



Be ready at A.

1. Lope on the right lead to B.
2. Turn 180 degrees to the right.
3. Jog back around to B.
4. At B, break to the walk.
5. Walk approximately 10 feet.
6. Extend the jog to A.
7. Stop at A and back approximately one horse length.

Follow the instructions of your ring steward.

Walk	-----
Jog	-----
Extended Jog	-----
Lope	-----
Leg Yield	
Lead Change	---/---
Back	←←←←←
Marker	(B)
Sidepass	←-----→

[WH/1-43]

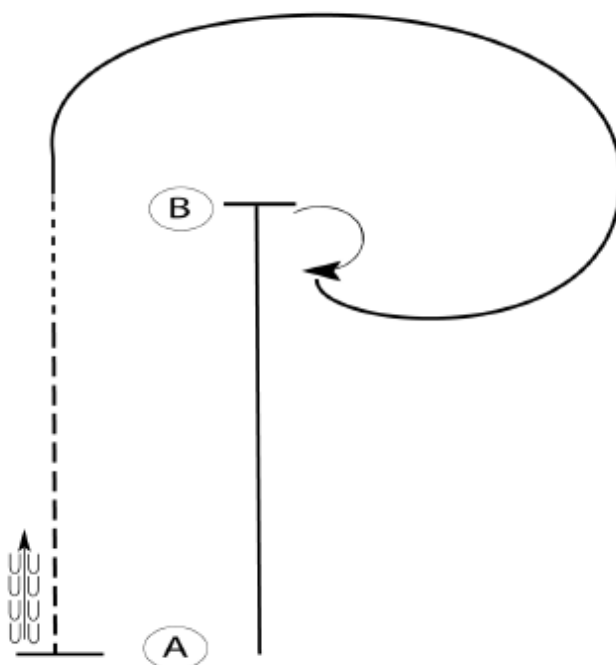
Pattern Provided by:

Jill Newcomb

GLACIER CLASSIC HORSE SHOW

YOUTH & AMATEUR (HORSEMANSHIP)

Show Date: JULY 9, 2023



Be ready at A.

1. Lope on the right lead to B.
2. Turn 180 degrees to the right.
3. Lope on the left lead back around to B.
4. At B, break to the walk.
5. Walk approximately 10 feet.
6. Jog to A.
7. Stop at A and back approximately one horse length.

Follow the instructions of your ring steward.

Walk	-----
Jog	-----
Extended Jog	-----
Lope	=====
Leg Yield	
Lead Change	///
Back	←←←←←
Marker	(B)
Sidepass	←-----→

[WH/2-43]

Pattern Provided by:

Jill Newcomb

©2023 HorseShowPatterns.com. All Rights Reserved.

Sunday, July 9

Ranch Riding classes #98,
#99, #100 and #101

– all these classes use
AQHA pattern 12

Sunday, Ranch Riding All
Ages Class #102

– use AQHA pattern 1